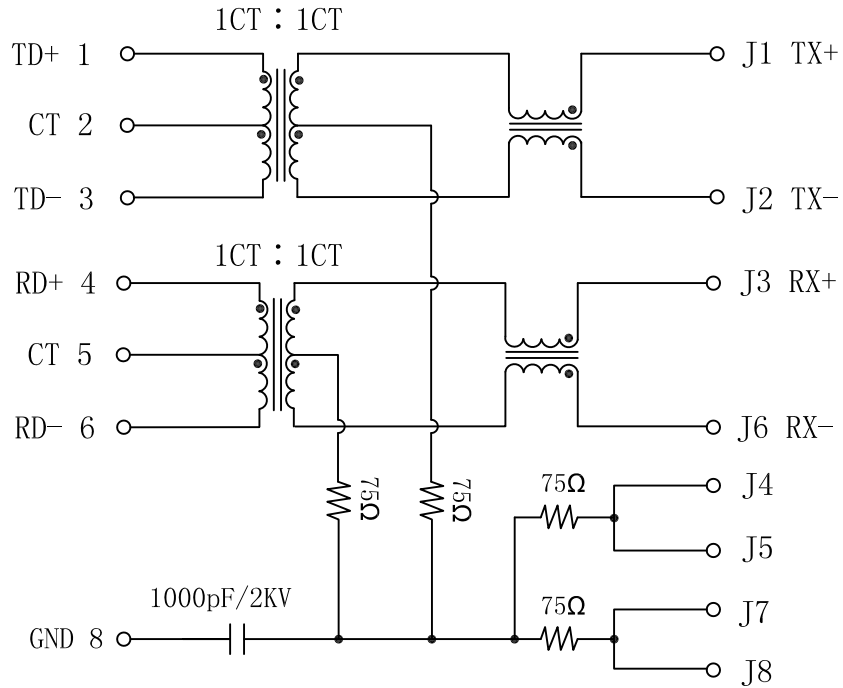


Schematic:

REV.	ECN NO.	DESCRIPTION	DATE	APPD
A	REL		2010-12-21	

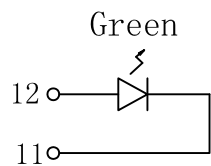
PC BOARD CONNECTIONS



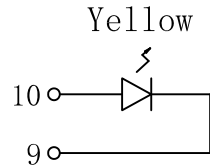
RJ45 CONNECTOR

ELECTRICAL SPECIFICATIONS @25°C

- TR: (@100KHz, 100mV) ;
TX=1CT : 1CT ±3% RX=1CT : 1CT ±3%
- LX: (@100KHz, 100mV, 8mA, DC Bias)
PINS: (P1, P3), (P4, P6)=350uH MIN
- HIPOT:
PINS (P1, P2, P3) TO (J1, J2)=1500Vrms
PINS (P4, P5, P6) TO (J3, J6)=1500Vrms
- INSERTION LOSS:
-1.0dB MAX @1.0MHz TO 65MHz
- RETURN LOSS:
-20dB MIN @1MHz TO 10MHz
-16dB MIN @10MHz TO 30MHz
-12dB MIN @30MHz TO 60MHz
-10dB MIN @60MHz TO 100MHz
- CROSS TALK:
-40dB MIN @1MHz TO 30MHz
-35dB MIN @30MHz TO 60MHz
-30dB MIN @60MHz TO 100MHz
- COMMON TO COMMON MODE REJECTION:
-30dB MIN @1MHz TO 50MHz
-20dB MIN @50MHz TO 150MHz
- OPERATING TEMPERATURE: -40°C ~ +85°C.



Left LED



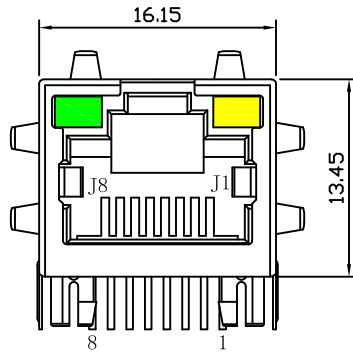
Right LED

Emitting Color	λ p(nm)	VF@IF=20mA	IR @VR=5V
Green	565	1.8~2.6V	10 μ A max
Yellow	585	1.8~2.6V	10 μ A max

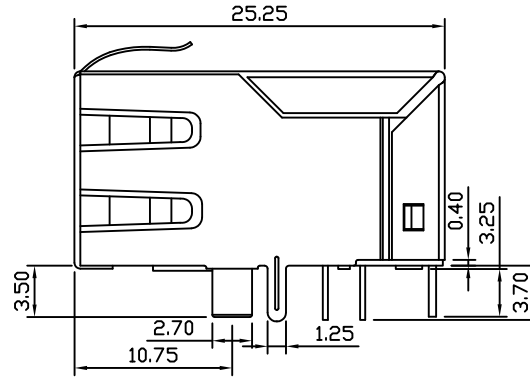
X:X	±0.30	APPD:	LINK-PP INT'L TECHNOLOGY CO., LIMITED	
X:XX	±0.25	CHKD:	TITLE: RJ45 Connector with 10/100 Base-T Integrated Magnetics	
X:XXX	±0.05	DR: TOM	PART NO.: LPJ6014AHNL	
ANGLES	±1°	UNIT: mm	DWG NO.: LP110122116	
	SCALE: 2/1	SHEET: 1/2	REV: A	

Mechanical:

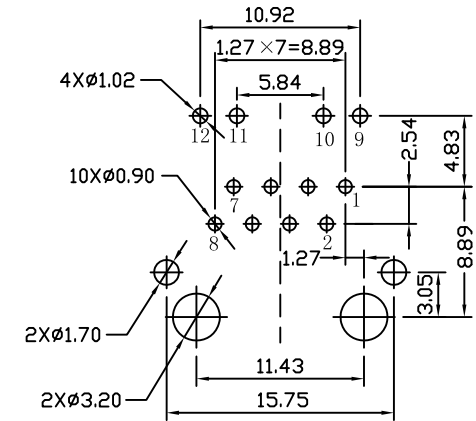
REV.	ECN NO.	DESCRIPTION	DATE	APPD
A	REL		2010-12-21	



Front Side View



Left Side View

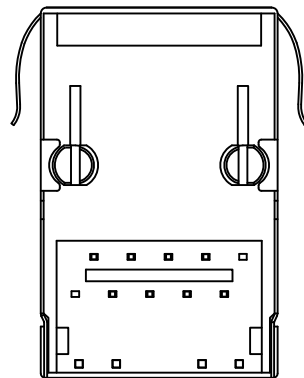


Suggested PCB Layout (Top View)



NOTES:

1. Designed to support application, such as SOHO (ADSL modems), LAN-on-Motherboard (LOM), hub and Switches.
2. Meets IEEE 802.3 specification
3. Connector Materials:
 Housing: Thermoplastic PBT+30%G.F UL94V-0
 Contact: Phosphor Bronze C5210R-EH Thickness=0.35mm
 Pins: Brass C2680R-H Thickness=0.35mm
 Shield: SUS 201-1/2H Thickness=0.2mm
 Contact plating: Gold 6 micro-inches min. In contact area.
4. Wave solder tip temperature: 265°C Max, 5 Sec Max.



Bottom Side View



Top Side View

X:X	±0.30	APPD:	LINK-PP INT'L TECHNOLOGY CO., LIMITED	
X:XX	±0.25	CHKD:	TITLE: RJ45 Connector with 10/100 Base-T Integrated Magnetics	
X:XXX	±0.05	DR: TOM	PART NO.: LPJ6014AHNL	
ANGLES	±1°	UNIT: mm	DWG NO.: LP110122116	
	SCALE: 2/1	SHEET: 2/2	REV: A	